



District Report Card: 2017


State: Jharkhand	District: Khunti
Class: 5	Subject: Language
Schools: 61	Students: 1043


Participation/Coverage


Students

<div>GENDER</div> <div></div>	Boys		Girls	
	Number	%	Number	%
	546	52.35	497	47.65

<div>AREA</div> <div></div>	Rural		Urban	
	Number	%	Number	%
	971	93.10	72	6.90

<div>CATEGORY</div> <div></div>	SC		ST		OBC		GEN	
	Number	%	Number	%	Number	%	Number	%
	94	9.01	819	78.52	124	11.89	6	0.58

<div>CWSN</div> <div></div>	LD	VI	HI	S&LD	ID	Oth
	1	0	1	3	1	2

<div>Management</div> <div></div>	Government		Government-aided	
	Number	%	Number	%
	600	57.53	443	42.47

Average Performance of Students in Language (%)

Overall	Gender		Area		Management		Social Group			
	Male	Female	Rural	Urban	Govt.	Aided	SC	ST	OBC	GEN
63.76	63.05	64.55	64.03	60.19	62.09	66.03	60.00	63.40	68.49	74.44

Performance on Learning Outcomes (LOs)

Learning Outcomes	Description	Average Performance(%)
L504	Reads and comprehends independently storybooks, news items/ headlines, advertisements etc.	58.93
L508	Reads text with comprehension, locates details and sequence of events	66.18

Range of Performance of Students who Answered Correctly							
Below 30%		30% - 50%		50% - 75%		Above 75%	
Number	%	Number	%	Number	%	Number	%
68	6.52	194	18.60	469	44.97	312	29.91

Lowest Performing Learning Outcomes (LOs)

- 1 - Reads and comprehends independently storybooks, news items/ headlines, advertisements etc. (58.93)
- 2 - Reads text with comprehension, locates details and sequence of events (66.18)